

Overview of Hexagon Program



Among the many wonderful built-in features of The Luminaire Innov-ís XP1 are ten hexagon designs created by Anna Aldmon of **Anna's Awesome Applique Designs**. The Hexagon Program includes a variety of projects that utilize the built-in features along with supplemental files, step-by-step instructions and illustrations which are now available directly to the public. The original twelve (12) projects, previously available to dealers only, have been re-configured into six (6) packages. Projects in all six packages can be created using The Luminaire Innov-ís XP1. *Some projects can be completed on any embroidery machine with 8" x 8" or 6" x 6" stitch area; see packages for details.*

Below are summary descriptions. For more information check out **Anna's Awesome Applique Designs** website.

<https://annasawesomeappliquedesigns.com/hexagon-program/>

Package 1 – Exclusively for Luminaire \$30


Package 1 is exclusive to The Luminaire Innov-ís XP1 and uses all ten (10) of the built-in 8" wide hexagon designs.

Each project in this package includes step-by-step screen shots of the Luminaire to illustrate more about **My Design Center** and **Embroidery Edit** features.

Detailed instructions to finish project are included.

(10) Embroidery files built-in to Luminaire
 (10) Embroidery files available via ibroidery.com
 Cutting Machine formats: FCM, SVG, PDF & JPG
 Stitch Area: 9 ½" x 9 ½"

<https://annasawesomeappliquedesigns.com/product/package-1-exclusively-for-luminaire/>



Overview of Hexagon Program



Package 2 – Exclusively for Luminaire \$40

This package uses the 10 5/8" x 16" hoop that comes with the Luminaire to make a Table Runner, Tote Bag or Traditional Quilt. Includes 20 Hexagon Blocks which are 9-1/2" wide.

Each project in this package include step by step screen shots of the Luminaire to learn more about **My Design Center** and **Embroidery Edit** features.

Detailed instructions to finish project are included.

Embroidery format: PES

Cutting Machine formats: FCM, SVG, PDF & JPG

Stitch Area: 10 5/8" x 16"

<https://annasawesomeappliquedesigns.com/product/package-2-exclusively-for-luminaire/>

Package 3 – Mug Rugs – For any embroidery machine that supports a 6" x 6" stitch area \$25

Need a quick and easy Mug Rug gift? This is the solution! All 20 hexagon blocks are transformed into quilted designs and stitched out in the hoop to finish as either a Square or Hexagon Mug Rug.


Embroidery format: ART, DST, EXP, JEF, PES, VIP, VP3

Stitch Area: 6" x 6"

<https://annasawesomeappliquedesigns.com/product/package-3-mug-rugs/>



Overview of Hexagon Program



Package 4 – Color Wheel Wall Hanging Hexagon Blocks \$20

The *Color Wheel Wall Hanging Quilt* project uses two versions of the same hexagon block with different stitch out sequences. The blocks are stitched out in the hoop resulting in applique blocks that are pieced together using a 1/4" seam allowance.

Embroidery format: ART, DST, EXP, JEF, PES, VIP, VP3

Cutting Machine formats: FCM, SVG, PDF & JPG

Stitch Area: 8" x 8"

<https://annasawesomeappliquedesigns.com/product/package-4-color-wheel-wall-hanging-hexagon-blocks/>



Package 6 – Luminaire specific - Quilted Hexagon Blocks \$40

Create your own quilt by using the 20 hexagon quilted blocks. Create a traditional setting, using either the 8" or 9-1/2" quilted blocks by simply adding a fill outside the quilted Hexagon block.

Want to design outside the lines? Use the 40 JPG hexagon files to add the fill to the shapes of the hexagon. Design your own layout of the filled hexagons. Reposition the blocks and add an overall background quilting.

Assemble the quilted blocks using the Joining Strip Method. Video available on Anna's Awesome Applique Designs Website.

Each project in this package include step by step screen shots of the Luminaire to learn more about **My Design Center** and **Embroidery Edit** features.


Includes detailed instructions to finish project, as well as 20 each of 8" wide and 9-1/2" quilted block PES files.

Embroidery format: PES

Stitch Area: 9 1/2" x 9 1/2"

Stitch Area: 10 5/8" x 16"

<https://annasawesomeappliquedesigns.com/product/package-6-luminaire-specific-quilted-hexagon-blocks/>



Overview of Hexagon Program

Package 5 – Lined Zipper Bag Hexagon Blocks

\$10 ea Zipper Bag

The 20 different applique hexagon blocks have been reduced to fit on the front of a zipper bag. The back side of the zipper bag has a quilt design that matches the front applique hexagon design.

Embroidery format: ART, DST, EXP, JEF, PES, VIP, VP3

Cutting Machine formats: FCM, SVG, PDF & JPG

Stitch Area: 8" x 8"

<https://annasawesomeappliquedesigns.com/package-5-lined-zipper-bag-hexagon-blocks/>



Overview of Hexagon Program



Overview of Hexagon Program

